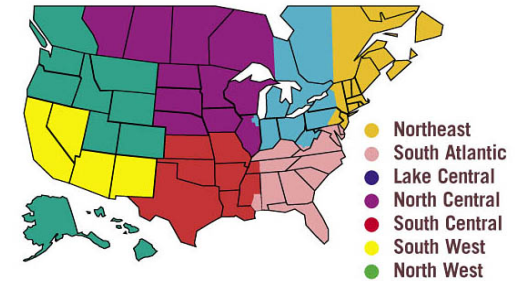



























LANDMARK SERIES™



- L 30: Landmark 30 with a 30 year limited warranty**
- L 40: Landmark 40 with a 40 year limited warranty**
- L 50: Landmark 50 with a 50 year limited warranty**

***Algae Resistant :** Airborne algae can be found throughout nature and can appear on building surfaces including roofing materials throughout the US. Specifically, blue-green algae is generally found in areas where humidity is high, and can cause black streaking and discoloration on roofs. To make shingles resistant to blue-green algae, a unique layer that includes copper oxide, an ingredient with proven algicidal properties, is placed between the mineral core and the outer ceramic pigment coating. The copper oxide will leach gradually over time, providing reliable, long-term protection to the shingle against blue-green algae infestation.

COLORS		* Algae Resistant (AR) / Not AR	Northeast	South Atlantic	Lake Central	North Central + Colorado	South Central	Southwest + Utah	Northwest
Atlantic Blue		Algae Resistant	L 30 • L 50		L 30 • L 40 • L 50				
		Not Algae Resistant							
Birchwood		Algae Resistant							L 30 • L 50
		Not Algae Resistant						L 30 • L 40 • L 50	L 30 • L 40
Black Walnut		Algae Resistant							L 50
		Not Algae Resistant						L 30 • L 40 • L 50	L 30 • L 40
Burnt Sienna		Algae Resistant	L 30 • L 50	L 30 • L 40 • L 50	L 30 • L 40 • L 50	L 30 • L 40 • L 50	L 30 • L 40 • L 50		L 30 • L 50
		Not Algae Resistant			L 30	L 30	L 30 • L 40 • L 50	L 30 • L 40 • L 50	L 30 • L 40
Charcoal Black		Algae Resistant	L 30 • L 50	L 30 • L 40 • L 50					
		Not Algae Resistant							
Cobblestone Gray		Algae Resistant	L 30 • L 50	L 30 • L 40 • L 50	L 30 • L 40 • L 50	L 30 • L 40 • L 50			
		Not Algae Resistant			L 30	L 30	L 30 • L 40 • L 50		
Colonial Slate		Algae Resistant	L 30 • L 50	L 30 • L 40 • L 50	L 30 • L 40 • L 50	L 30 • L 40 • L 50	L 30 • L 40 • L 50		L 50
		Not Algae Resistant			L 30	L 30	L 30 • L 40 • L 50	L 30 • L 40 • L 50	L 30 • L 40
Driftwood		Algae Resistant	L 30 • L 50	L 30 • L 40 • L 50	L 30 • L 40 • L 50	L 30 • L 40 • L 50			L 50
		Not Algae Resistant			L 30	L 30		L 30 • L 40 • L 50	L 30 • L 40
Georgetown Gray		Algae Resistant	L 30 • L 50	L 30 • L 40 • L 50	L 30 • L 40 • L 50	L 30 • L 40 • L 50	L 30 • L 40 • L 50		
		Not Algae Resistant			L 30	L 30	L 30 • L 40 • L 50		
Granite Gray		Algae Resistant	L 30 • L 50						L 30 • L 50
		Not Algae Resistant						L 30 • L 40 • L 50	L 30 • L 40

COLORS		* Algae Resistant (AR) / Not AR	Northeast	South Atlantic	Lake Central	North Central + Colorado	South Central	Southwest + Utah	Northwest
Harvard Slate		Algae Resistant	L 30 • L 50						
		Not Algae Resistant							
Heather Blend		Algae Resistant	L 30 • L 50	L 30 • L 40 • L 50	L 30 • L 40 • L 50	L 30 • L 40 • L 50	L 30 • L 40 • L 50		L 50
		Not Algae Resistant			L 30	L 30	L 30 • L 40 • L 50	L 30 • L 40 • L 50	L 30 • L 40
Hunter Green		Algae Resistant	L 30 • L 50	L 30 • L 40 • L 50	L 30 • L 40 • L 50	L 30 • L 40 • L 50	L 30 • L 40 • L 50		L 50
		Not Algae Resistant			L 30	L 30	L 30 • L 40 • L 50	L 30 • L 40 • L 50	L 30 • L 40
Mist White		Algae Resistant		L 30 • L 40 • L 50					
		Not Algae Resistant					L 30 • L 40 • L 50		
Moire Black		Algae Resistant	L 30 • L 50	L 30 • L 40 • L 50	L 30 • L 40 • L 50	L 30 • L 40 • L 50	L 30 • L 40 • L 50		L 30 • L 50
		Not Algae Resistant			L 30	L 30	L 30 • L 40 • L 50	L 30 • L 40 • L 50	L 30 • L 40
Mojave Tan		Algae Resistant		L 30 • L 40 • L 50					
		Not Algae Resistant							
Mountain Timber		Algae Resistant							L 50
		Not Algae Resistant							L 30 • L 40
Painted Desert		Algae Resistant							
		Not Algae Resistant					L 30 • L 40 • L 50		
Resawn Shake		Algae Resistant	L 30 • L 50	L 30 • L 40 • L 50	L 30 • L 40 • L 50	L 30 • L 40 • L 50	L 30 • L 40 • L 50		L 30 • L 50
		Not Algae Resistant			L 30	L 30	L 30 • L 40 • L 50	L 30 • L 40 • L 50	L 30 • L 40
Sandstone		Algae Resistant		L 30 • L 40 • L 50					
		Not Algae Resistant							
Silver Birch		Algae Resistant		L 30 • L 40 • L 50					
		Not Algae Resistant					L 30 • L 40 • L 50		
Sunrise Cedar		Algae Resistant		L 30 • L 40 • L 50					L 50
		Not Algae Resistant						L 30 • L 40 • L 50	
Terra Cotta		Algae Resistant							
		Not Algae Resistant						L 30 • L 40 • L 50	
Thunderstorm Gray		Algae Resistant							L 50
		Not Algae Resistant						L 30 • L 40 • L 50	L 30 • L 40
Weathered Wood		Algae Resistant	L 30 • L 50	L 30 • L 40 • L 50	L 30 • L 40 • L 50	L 30 • L 40 • L 50	L 30 • L 40 • L 50		L 30 • L 50
		Not Algae Resistant			L 30	L 30	L 30 • L 40 • L 50	L 30 • L 40 • L 50	L 30 • L 40